




# City Snapshot **Quito, Ecuador**

April 2025





## Foreword

This publication has been developed by ITU within the framework of the United for Smart Sustainable Cities (U4SSC) initiative. It provides a visual overview on a city's performance to benchmark in the Key Performance Indicators for Smart Sustainable Cities. The U4SSC KPIs are based on [Recommendation ITU-T Y.4903](#). The visual representation highlights a city's performance in each dimension and subdimension of the KPIs for SSC based on the inherited benchmark value of each indicator. This set of KPIs for SSC was developed to establish the criteria to evaluate ICTs' contributions in making cities smarter and more sustainable, and to provide cities with the means for self-assessments.

## Disclaimer

Any references made to specific countries, companies, products, initiatives, policies, frameworks or guidelines do not in any way imply that they are endorsed or recommended by ITU, the authors, or any other organization that the authors are affiliated with, in preference to others of similar nature that are not mentioned.

This publication is intended for informational purposes only.

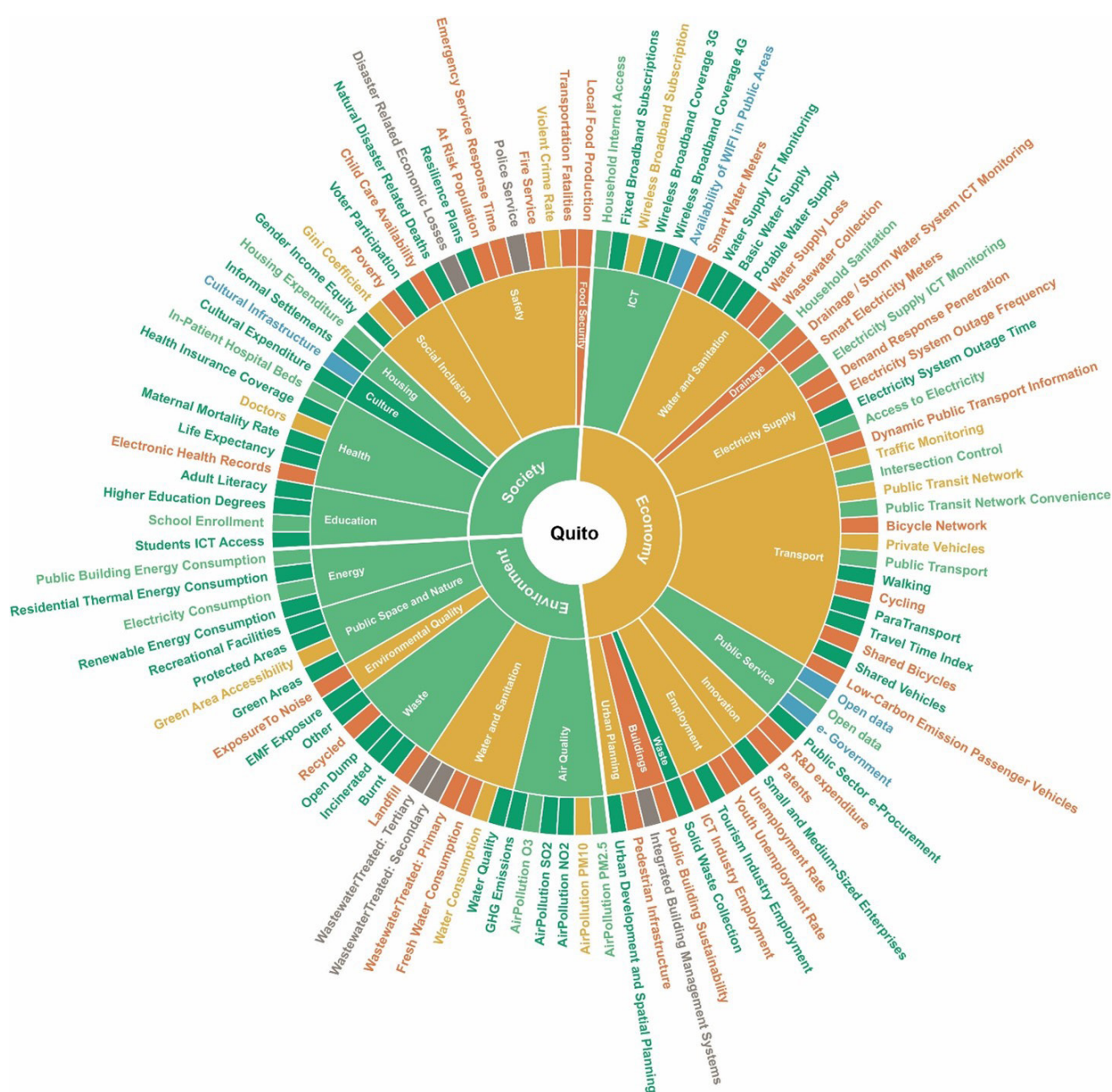
© ITU - All rights reserved. Requests to reproduce extracts of this publication may be submitted to [jur@itu.int](mailto:jur@itu.int).

## City Profile

Inhabitants	City GDP	Inflation Rate	Households	Household Income
2 820 059	USD 25 764 272 000	1.16 %	874 131	USD 1 126
Area				
4 200 km <sup>2</sup>				

## Performance to Benchmarks – Key Performance Indicators

## Dimensions, Categories & KPIs




● 95%+ Target   
 ● 66-95% of Target   
 ● 33-66% of Target  
● Less than 33% of Target   
 ● No Data or No Target   
 ● Data Reported, No Targets Yet Available

*Performance Benchmark Targets apply to all sections of the graphic.*

# Performance to Benchmarks - Key Performance Indicators

## Sub-Dimensions



### Economy



#### ICT

(ICT Infrastructure, Water and Sanitation, Drainage, Electricity Supply, Transport, Public Sector)



#### Productivity

(Innovation, Employment)



#### Infrastructure

(Water and Sanitation, Electricity Supply, Transport, Waste, Buildings, Urban Planning)



### Environment



#### Environment

(Air Quality, Water and Sanitation, Waste, Environmental Quality, Public Space and Nature, Energy)



#### Energy

(Energy)



### Society and Culture



#### Education, Health and Culture

(Education, Health, Culture)



#### Safety, Housing and Social Inclusion

(Housing, Social Inclusion, Safety, Food Security)



95%+ Target



66-95% of Target



33-66% of Target



Less than 33% of Target

For more information, please contact:

[u4ssc@itu.int](mailto:u4ssc@itu.int)

Website: [itu.int/go/u4SSC](http://itu.int/go/u4SSC)